

## The Virtuous Cycle of Clean Cooking and Electricity Costs

Access to electricity and to clean cooking solutions are separate objectives of Sustainable Development Goal 7 (SDG7). Programs tackling these aims have been largely disconnected, however new research identifies virtuous cycles from their joint consideration: *increasing electric cookstove penetrations increases electricity consumption, lowers electricity unit-costs through the realization of economies of scale, and improves the viability of electric cookstoves, continuing the cycle.* These effects improve the economic viability of electric cookstove adoption significantly more than what may be immediately evident. Integrating clean cooking and electrification planning can result in cleaner cooking practices, lower electricity costs, and expedited progress towards SDG7.

### Solid Cooking Fuels Need to Go

- Solid fuels generate substantial human, environmental, social, and economic costs.** Over half of the developing world cooks primarily using solid fuels such as wood, crop waste, charcoal, coal, and dung. The resulting air pollution is estimated to cause at least 4.3 MM premature deaths annually.<sup>1</sup> These fuels are also a significant contributor to greenhouse gas emissions, deforestation from woodfuel consumption, and the mass exhaustion of productive person-years spent on fuel collection. Gender equity issues also result as local costs are disproportionately borne by women and girls.<sup>1</sup>
- Yet clean cooking has been slow to catch on.** Solutions such as advanced biomass, renewable fuel, LPG, natural gas, kerosene, and electric cookstoves are advocated because of their low particulate and carbon monoxide emissions levels. Nevertheless, they have been slow to replace the use of solid fuels due to affordability constraints, low levels of consumer awareness, poorly defined standards, and policy issues.

### Modeling a Coordinated Approach

- Electric hot plates and induction stoves have been neglected due to low electricity access rates.** Despite growing popularity in parts of India and other places, electric cookstoves have been typically overlooked as options for clean cooking because of their dependence on reliable electricity access, which is often absent. As electrification rates rise, electric cookstoves become increasingly viable.
- Models reveal synergies between clean cooking and electrification.** A recent study using a large-scale electrification planning model for a representative region of Central East Africa (Fig. 1) shows that virtuous cycles can result from coordinated clean cooking and electrification planning. Increasing electric cookstove penetration increases electricity consumption, lowers electricity unit-costs through the realization of economies of scale, and improves the

	Electricity Cost	Electric Cookstove Viability
Independent Planning	\$0.32/kWh	42%
Coordinated Planning	\$0.21/kWh	82%

viability of electric cookstoves, continuing the cycle (Figs. 2 & 3). This case study was conducted using the Reference Electrification Model (REM) and only considers electric and LPG cooking options, which are generally the most scalable solutions for clean cooking. Figures 2 and 3 show that planning clean cooking and electricity access independent of one another results in \$0.32/kWh electricity costs and only 42% electric cookstove viability. Conversely, coordinated planning results in \$0.21/kWh costs and 82% viability.<sup>2</sup>

**Conclusion.** Although the results only consider techno-economic factors and ignore important human factors and local preferences, they suggest that high-level planning may result in lower electricity costs, greater access to clean cooking technologies, and significant system-wide benefit.

FIGURE 1: 2  
 A A S  
 A A S

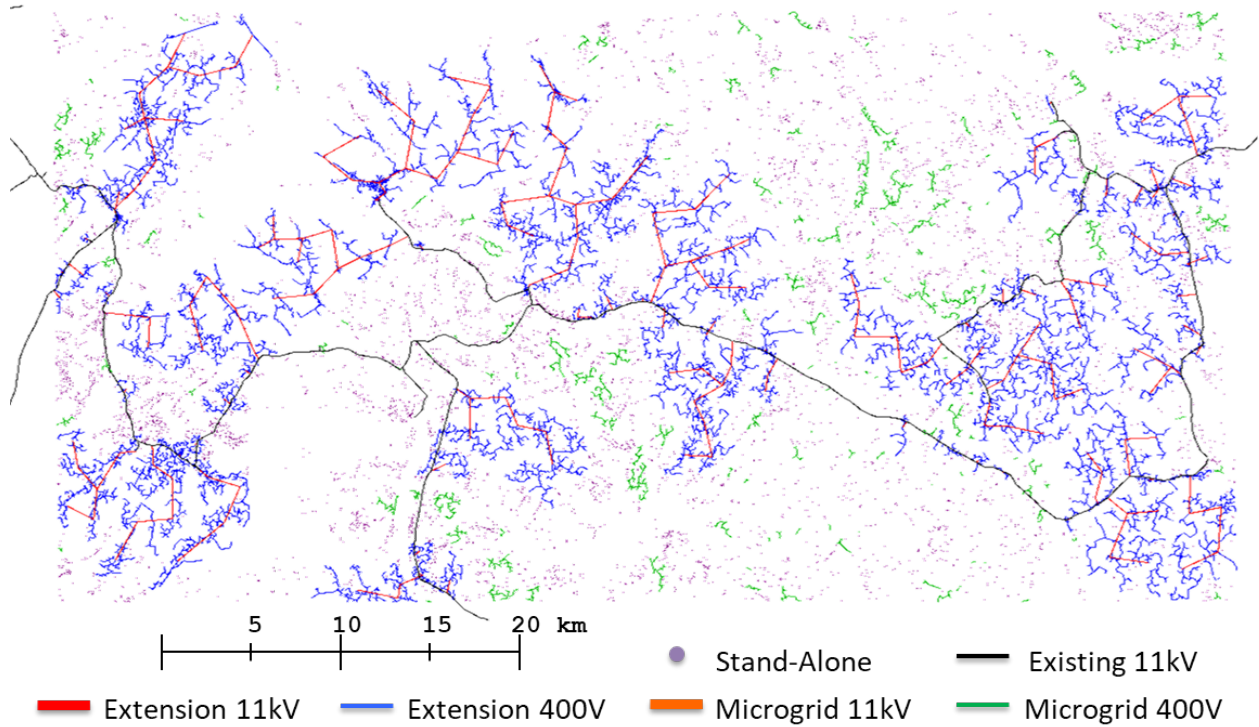


FIGURE 2: i

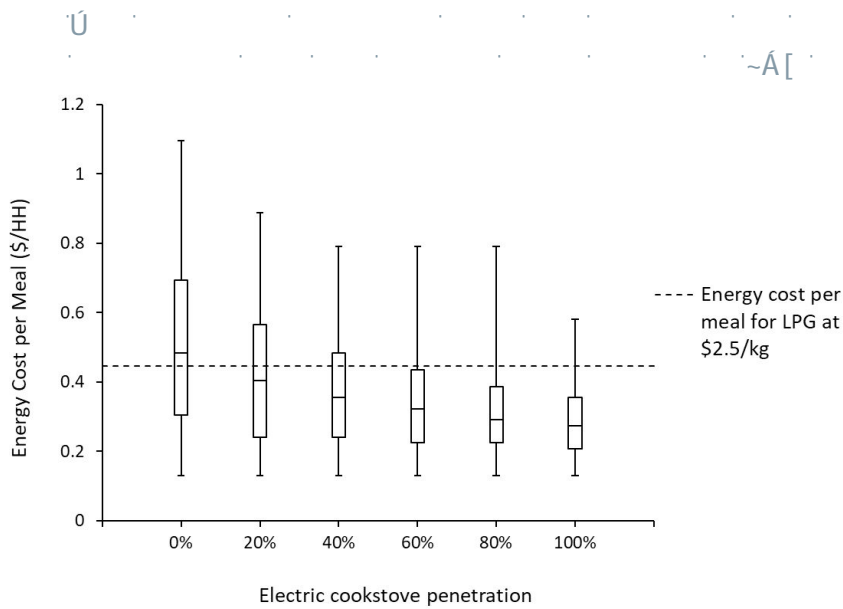
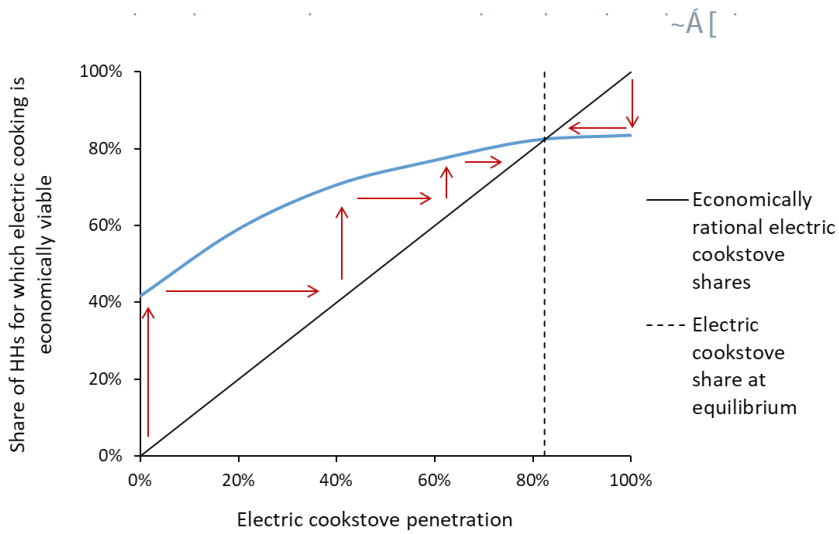


FIGURE 3:



## Endnotes

1. Putti, Venkata Ramana, et al., *The State of the Global Clean and Improved Cooking Sector*, Energy Sector Management Assistance Program (ESMAP) Technical Reports (2015).
2. IEA (2018), *World Energy Outlook 2018*, IEA, Paris, <https://doi.org/10.1787/weo-2018-en>.